



What is CEC Online?

CEC online is a virtual community and learning centre. Students can talk to each other, complete feedback forms, sign up for events and get information from the school. Students also get access to a full suite of English lessons ranging from elementary through advanced. They can access lessons from the general library, complete assignments from teachers, or organise a complete self-access study plan.

Community benefits include:

- Getting to know fellow students: The system lets students create profiles so that students can see who shares the same interests as themselves. They can use the system to get in touch before they arrive at the school, communicate while in school, and stay in touch after they leave
- e-Reception: No more queues. Students can complete most forms, sign ups and any other type of paperwork online.
- Access to what is happening at the school. Students can see social programs, get information about teachers and staff, sign up for events and generally know what's going on at the school.

Academic benefits include

- Over 6000 activities!
- Flash Point. A weekly lesson built around a current new article
- A structured, self-access study plan
- Pre-sessional preparation course to get ready for school
- In-school blended learning
- Extra help for difficult English topics
- Post-sessional maintenance program so that students don't forget what they have worked hard to learn (Optional)

How does it work?

1. CEC creates an account when you sign up to the school
2. We will send you your username and password
3. You will receive an email with long-in instructions
4. Go to the log in box at _____
5. Set up an account to get immediate access to the materials
6. Follow the setup wizard
7. Now take the short placement test
8. Start your study plan!

cork english college,

30 – 32 St. Patrick's Quay, Cork, Ireland.

Tel : +353-21-4551522 Fax : +353-21-4551508 Email : info@lah.ie Web : www.corkenglishcollege.ie

Recognised by the Department of Education as an English Language School for the Teaching of English as a Foreign Language.

1. Log in with the username and password provided once you have booked

guided e-learning


Username: *
46123
Enter your username

Password: *
•••••
Enter your password

Log in

Lost Password
Request a new password

2. Change your username, password and check your email address. Click submit



Welcome to Cork English College Online

Before you start using the site, please follow these steps:

- Change your username, password and email address
- Create your profile
- Take a quick tour of the site
- Take a test to start your plan

Account Settings

Username: 46123

New Password:

New Password Again:

Email: 46123@addemailhere.

Please read the terms and conditions of using this site:

User Conditions

NOTICE: PLEASE READ THESE USER CONDITIONS CAREFULLY BEFORE PROCEEDING ANY FURTHER.

These conditions set out the terms under which Guided e-Learning Community Portal is made available to you. By clicking on the "ACCEPT" button at the end of these conditions you are acknowledging that you accept and understand them and are agreeing to be bound by them.

For the purposes of these conditions, "Guided e-Learning Community Portal" means the web site operated by Guided e-Learning Ltd., company number 5843373 whose registered office is situated at

Press submit to change your username, password and email address.

By pressing submit you agree to the above terms and conditions

submit

Lost Password
Request a new password


cork english college,

30 – 32 St. Patrick’s Quay, Cork, Ireland.

Tel : +353-21-4551522 Fax : +353-21-4551508 Email : info@lah.ie Web : www.corkenglishcollege.ie

Recognised by the Department of Education as an English Language School for the Teaching of English as a Foreign Language.

3. Choose to “Create Your Profile Now”



Welcome to Cork English College Online

Before you start using the site, please follow these steps:

- Change your username, password and email address
- Create your profile
- Take a quick tour of the site
- Take a test to start your plan

Account Settings

You may skip this step 1 time, but you can only use the study page. If you go to another page you will be asked to complete your profile.

Lost Password

[Request a new password](#)

4. Complete your profile and click save

Welcome to Cork English College Online

Before you start using the site, please follow these steps:

- Change your username, password and email address ✓
- Create your profile
- Take a quick tour of the site
- Take a test to start your plan

Profile Settings

What is your name: *

Write your name and surname in this box.
Examples- John Smith, Alberta Di Giorgio, Karim El Saad, etc.

Picture:

Upload a picture of yourself to use on the site.

Which country are you from: *

Write the name of your country in the box.
Examples- France, Denmark, Iran, etc.

What are your hobbies and interests: *

What do you like doing in your free time? Make a short list.
Examples- pizza, football, television, music, reading etc

Write some information about yourself: *

Write anything, or answer these questions if you prefer:
Where do you live in your country? How old are you?
Examples
My name is Alberta. I'm from Madrid, in Spain. I'm 24.
My name is Tariq and I live in Kiel in Germany. I'm 21.

Take part in member match: *

Member Match finds people with the same interests and asks them if they want to be friends. To opt out of member match, choose no.

Lost Password

[Request a new password](#)


cork english college,

30 – 32 St. Patrick's Quay, Cork, Ireland.

Tel : +353-21-4551522 Fax : +353-21-4551508 Email : info@lah.ie Web : www.corkenglishcollege.ie

Recognised by the Department of Education as an English Language School for the Teaching of English as a Foreign Language.

5. Take a brief tour of the site



• Your file has been renamed.
• You have successfully changed your profile

Welcome to Cork English College Online

Before you start using the site, please follow these steps:

- Change your username, password and email address ✓
- Create your profile ✓
- Take a quick tour of the site
- Take a test to start your plan

Tour of the site

There are four main sections of the site:

Click a section for more information

Overview Calendar Study **Living**

Study: Where you practise English; work on your study plan and work set by your teachers. All Study items on the Calendar and in the Overview are this colour.

Breadcrumb Trail

As you visit different pages on the site, the trail keeps track of where you were. Click any item to return to it.

Overview » david » Pub night » Where we'll be spending our time


On the site, different items have different icons.

In the breadcrumb trail above, there is the overview page, then a person, an event and a photograph.

Lost Password

Request a new password

6. Click “start the test” to start the entry test



Welcome to Cork English College Online

Before you start using the site, please follow these steps:

- Change your username, password and email address ✓
- Create your profile ✓
- Take a quick tour of the site ✓
- Take a test to start your plan

Online Test

Congratulations! You have finished setting up your account. The last thing to do is take the test to set up your study plan.

start the test skip the test

Lost Password

Request a new password

cork english college,

30 – 32 St. Patrick's Quay, Cork, Ireland.

Tel : +353-21-4551522 Fax : +353-21-4551508 Email : info@lah.ie Web : www.corkenglishcollege.ie

Recognised by the Department of Education as an English Language School for the Teaching of English as a Foreign Language.

7. Click “click here to start”

The screenshot shows the 'Study' tab selected in the navigation menu. The breadcrumb trail is: Add Users » Add Users » Upload Users Event Handler » isuser event » change user event handler » Four Steps to define your personal study plan. The main content area is titled 'Four Steps to define your personal study plan' and contains a flowchart with four steps:

- Step 1: You answer some questions to find the right level.
- Step 2: You complete 1 lesson to make sure the level is right.
- Step 3: We look at your progress and give you options.
- Step 4: You get the next unit on the plan - 4 or 5 lessons.

Arrows indicate a clockwise flow from Step 1 to Step 2, Step 2 to Step 3, Step 3 to Step 4, and a return arrow from Step 4 back to Step 3. Below the flowchart, it says 'Step 1: time required - about 15 minutes. Click here to start.' To the right is a user profile for 'Me' (Julian Benoit) with a 3D monkey avatar. The profile details are: Name: Julian Benoit, From: United Kingdom, Interests: Sports, Music, About me: My name is Julian. I am from France and I love sports! I am studying here for 3 months. I am in university and study engineering.

8. See your test results and start your study plan

The screenshot shows the 'Study' tab selected. The breadcrumb trail is: Upload Users Event Handler » isuser event » change user event handler » Four Steps to define your personal study plan » Your Level. The main content area is titled 'Your Level' and contains the following text:

Your starting point is 2 out of 10. We think this is you:

You can understand and give short simple messages about everyday and familiar arguments. You can understand and give numbers, prices and times. You can understand and complete simple questionnaires such as a hotel registration form.

Complete 1 lesson to confirm your level. You can change your level after this lesson if necessary.

At the bottom left of the 'Your Level' section is a button labeled 'Start my plan'. To the right is the same user profile for 'Me' (Julian Benoit) as in the previous screenshot.

9. Enjoy yourself

cork english college,

30 – 32 St. Patrick's Quay, Cork, Ireland.

Tel : +353-21-4551522 Fax : +353-21-4551508 Email : info@lah.ie Web : www.corkenglishcollege.ie

Recognised by the Department of Education as an English Language School for the Teaching of English as a Foreign Language.